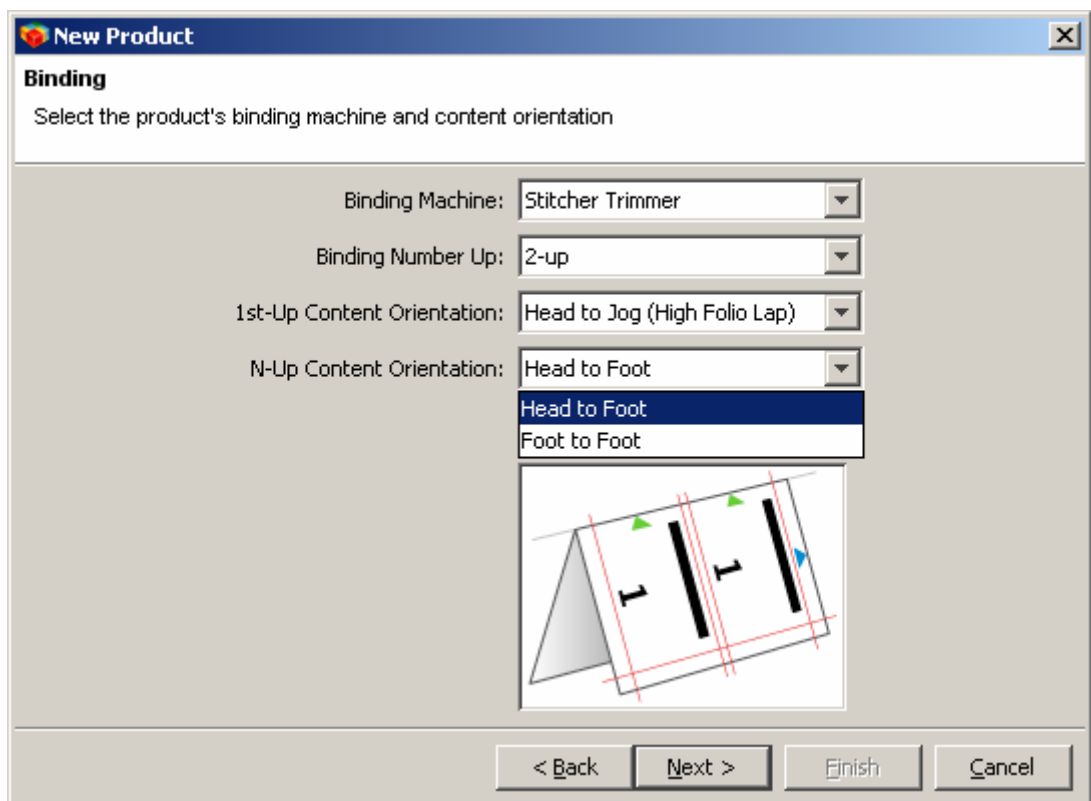


What's New in Metrix 3.6?

This document lists the main new features in Metrix version 3.6.

N-Up Binding (5-Way Trimming) - Max Edition only

N-up binding support is the major new feature in Metrix 3.6. Now Metrix makes planning n-up books as simple as just selecting the binding number up, and the content orientation of each n-up. Users also specify the offset between each n-up. All these settings are simple product properties and can be changed like any other property - it could not be easier!



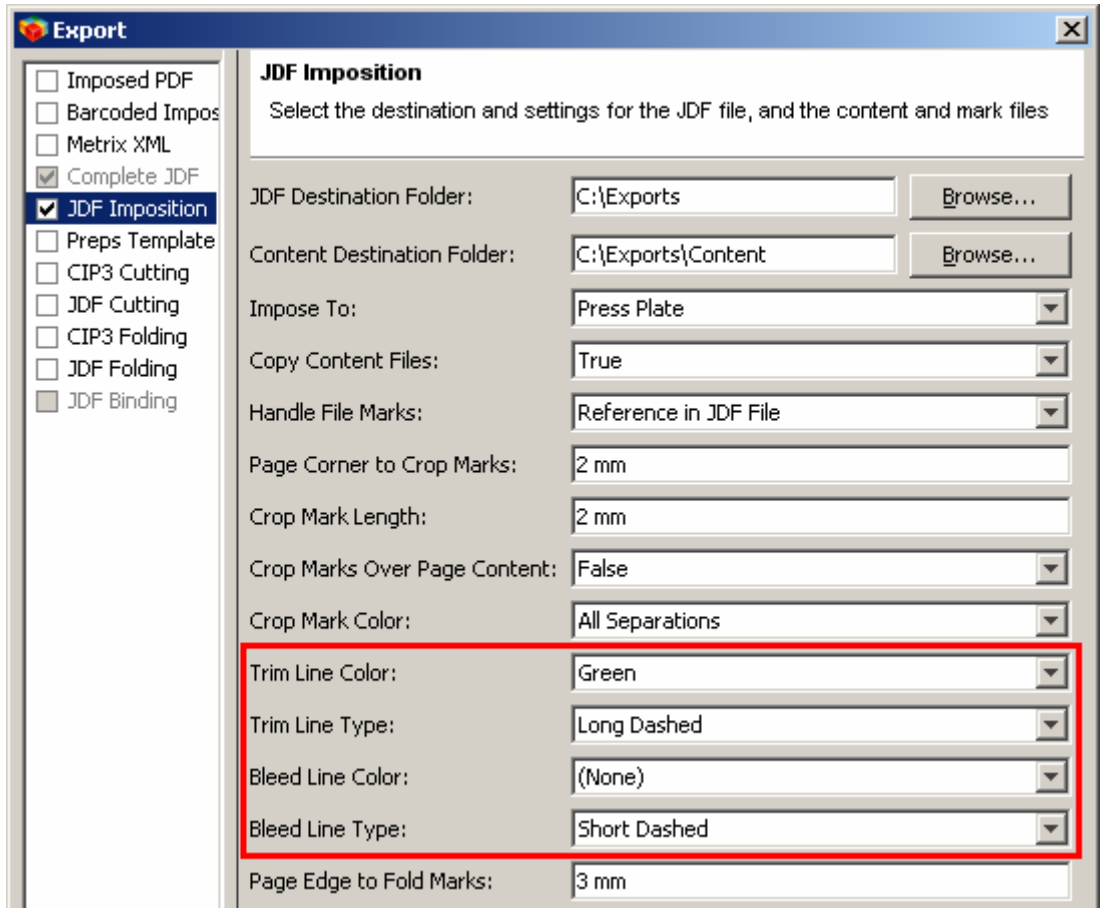
For more information see the N-up binding movie at: www.lithotechnics.com/learning/3.0/

Bound Products Can Now Be Cloned

In Metrix 3.6 bound products can be cloned just like flat and folded products.

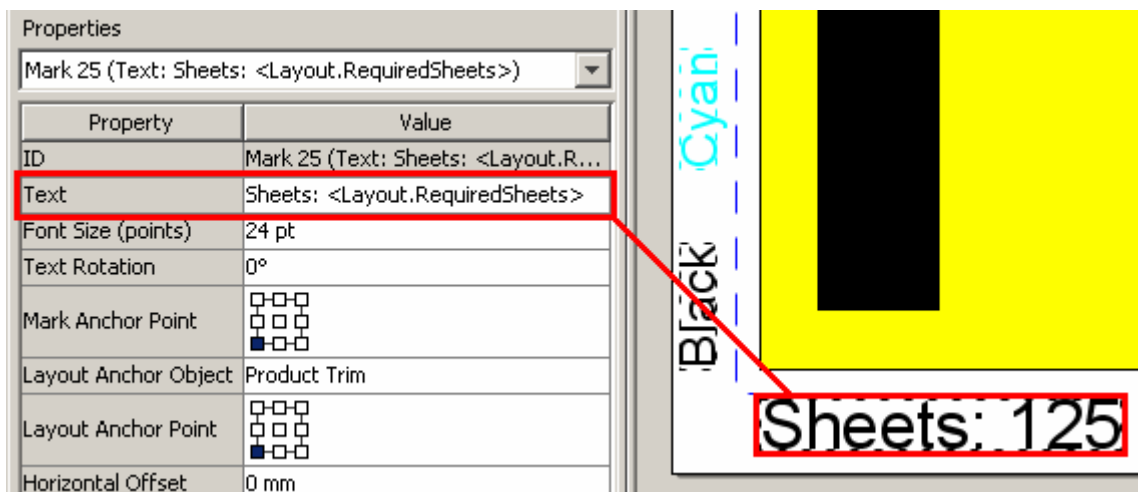
Rule Up Lines

With Metrix 3.6 users can include rule up lines for proofing in all prepress exports. Four new properties - Trim Line Color, Trim Line Type, Bleed Line Color, and Bleed Line Type - give users complete control over the appearance of the lines.



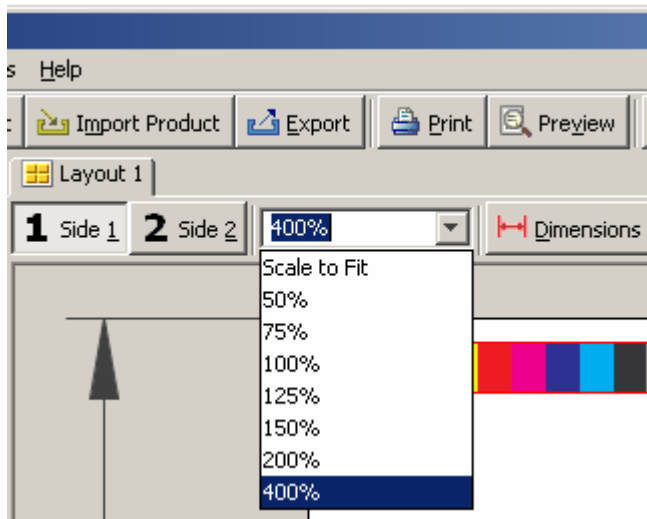
New Text Mark Variable

Metrix 3.6 has a new text mark variable: "<Layout.RequiredSheets>".



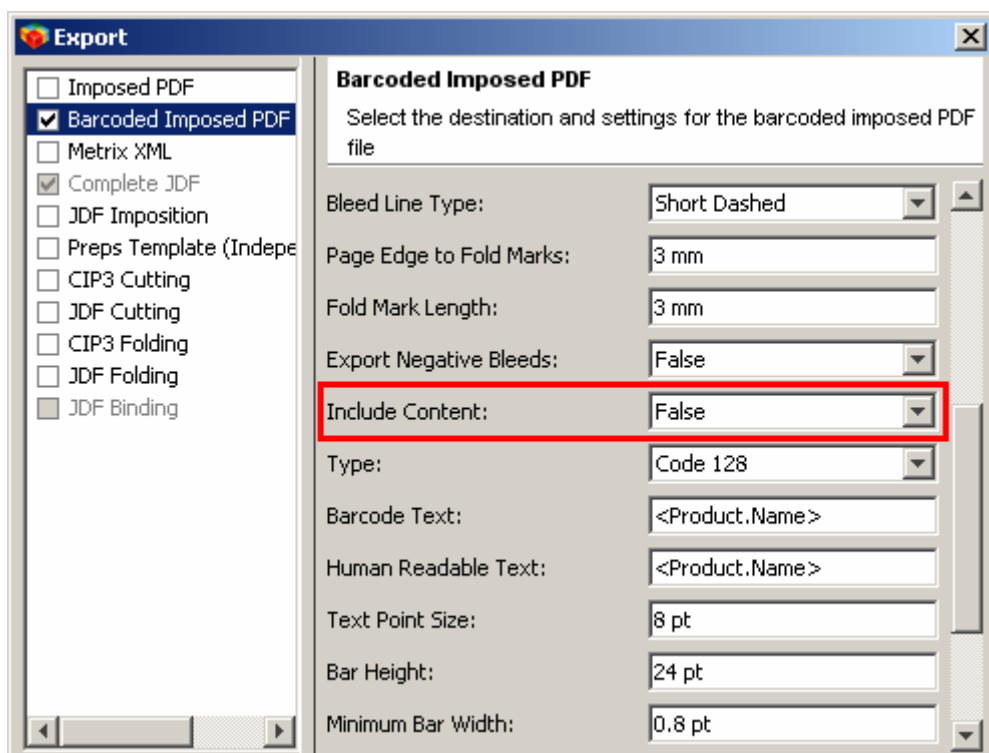
Zoom Expanded to 400%

Users can now zoom in to layouts and product components up to 400%.



Optionally Exclude Content from Barcoded Imposed PDF - Max Edition only

In Metrix 3.6 the Barcoded Imposed PDF export has a new setting, "Include Content". Now users can optionally exclude the product content files from the barcoded imposed PDF and instead just use the new rule up lines to, for example, have a solid black line on the trim of every product. This will reduce the exported file size and save the imaging time and inks when printing the barcoded overlay proof.



Other Features & Modifications

The Locks application has been renamed "Unlock Projects" so new users can more easily understand its purpose.

When selecting Import Project or Import Product, "xml" has been added to the standard file filtering options (JDF, MXML and sometimes CSV).

A new option has been added for the binding machine lap edge, "Either", to support machines that can handle laps on either edge without showing a status error.

The minimum dimension of a flat product has been reduced from 1/4" to 1/10" so a flat product could be used as a spine for a bound product cover if necessary.

Metrix can now read the customer data when importing an ImpositionPreparation Graybox JDF file (i.e. via Import Project or the hot folder).

The MXML spec has been extended to version 1.0.2 with some new MIS_ID fields.

We fixed a bug that could incorrectly position pages when a bound component had different jog trims because the user directly edited the width or height of some leaves. This was probably most evident for some concertina folds (Z-folds).

We fixed a bug in the SQL Server support that stopped Metrix 3.5.1 from running with SQL Server.

We fixed a bug that caused any assigned Layout Rampage Workflows to be lost, i.e. reset to "(None)", after using Apply Standard if there was a matching standard.

We fixed a bug that caused 2pp signatures in bound products to sometimes have minutely wrong dimensions with lots of decimal places.

We fixed a bug that stopped cloned folded products from having the same custom leaf widths as the original.

We fixed a bug that made the "<Color>" text variable case sensitive.

We fixed a bug that incorrectly handled the encoding of some Latin characters in XML & JDF exported from Metrix.

We fixed a bug that stopped Auto Bleeds being calculated when importing an MXML project.

We fixed a bug in the New Product Wizard - the cover jog trim value was incorrectly defaulting to the default text jog trim instead of the default cover jog trim value when the binding machine had a cover feeder.